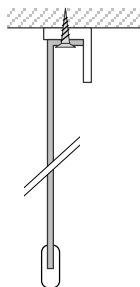
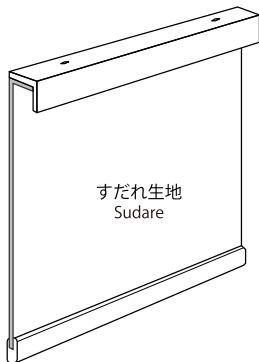
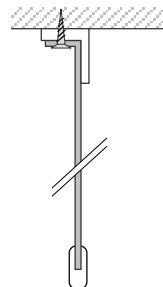
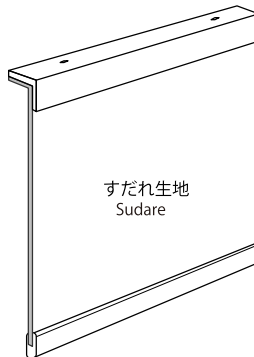


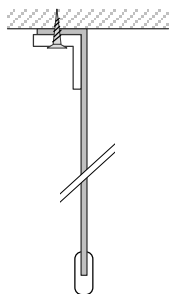
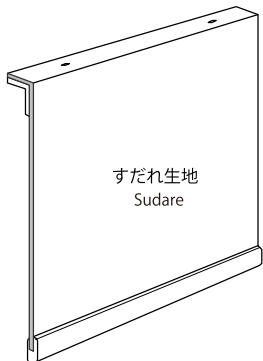
RL 1 標準仕様
Standard



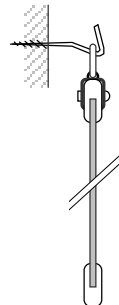
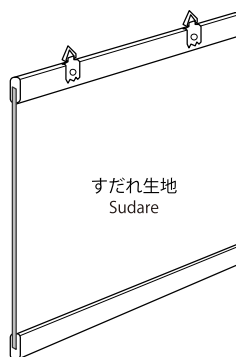
RL 2 生地前側取付タイプ
Attach the Sudare on the front side



RL 3 上棧カバータイプ
Covering the crosspiece



RT 4 上下平型棧木タイプ
Crosspiece is flat wooden top and bottom



RL 11	RL 12	RL 13	RT 14

下が丸棧の物もご用意しております。
Bottom We are also available those of round bars.